

Victor Dawydiak

North American Growth and Income Basket

March 31, 2026



Basket Investment Strategy

The North American growth and income basket invests with the following management style:

Value

Lower relative valuation multiples than comparable companies.

Yield

Income has been, and continues to be, important to the basket's overall return.

Increasing dividends

Investing in companies that have the capacity to increase dividends over time.

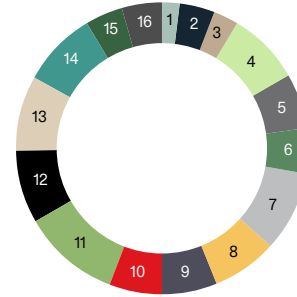
Concentration

The portfolio is concentrated. The minimum number of securities is 9 and the maximum number is 14.

Pension worthy investments

Investments are bought with the idea that they may be held for long periods of time.

Portfolio as of March 31, 2026



1	Cash	2.09%	9	OR Royalties Inc.	6.20%
2	BMO Short Prov Bond ETF	3.86%	10	Pembina Pipeline Corp.	5.83%
3	BMO Ultra Short - Term Bond ETF	2.68%	11	Suncor Energy	10.77%
4	Global X Active Preferred Share ETF	8.12%	12	Topaz Energy	7.97%
5	Capital Power Corp.	6.17%	13	Wheaton Precious Metals	8.55%
6	Capstone Copper Corp.	4.91%	14	Apple Inc.	8.29%
7	Fortis Inc.	9.09%	15	Microsoft	4.03%
8	National Bank	7.03%	16	Harvest Healthcare Leaders	4.4%

Basket Returns and Benchmark Returns

	3 months	1 year	5 years	10 years	Since inception 05/27/2007
Portfolio	7.16%	33.61%	15.67%	16.40%	10.40%
Benchmark	3.78%	34.98%	15.65%	12.86%	7.91%

Source: Morningstar

Annual Returns

	2025	2024	2023	2022	2021	2020	2019
Portfolio performance	24.45%	28.97%	8.12%	1.68%	14.86%	18.91%	36.13%
Benchmark performance	32.26%	23.07%	12.22%	-5.55%	24.72%	5.79%	22.58%

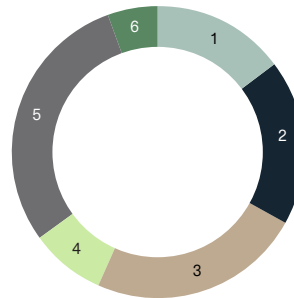
Source: Morningstar

Fees: The standard fee is 1.5% annually for the basket.

No basket fee in fee based accounts.

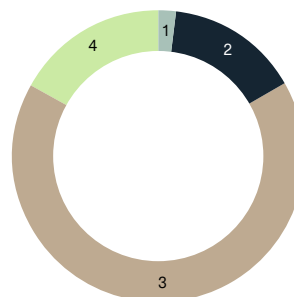
Benchmark: 75% TSX, 15% Corporate bond index, 10% S&P 500 index

Sector Allocation



1	Technology	14.8%
2	Utilities	18.3%
3	Materials	23.6%
4	Financials	8.4%
5	Energy	29.5%
6	Health care	5.3%

Asset Allocation



1	Cash	2.09%
2	Fixed Income	14.65%
3	Canadian Equity	66.53%
4	US Equity	16.73%

Transactions during the Quarter

There were two transactions during the quarter. 10 shares of Microsoft Corp were purchased on February 23 for \$386.096 USD. At the same time, 400 shares of Capstone Copper were sold at \$13.529.

Who is the investment for?

The basket is geared for investors seeking a combination of growth and income and are able to tolerate a moderate level of volatility.



Wealth Advisor & Portfolio Manager

Victor R. Dawydiak, B.Comm

2121 160th Street, Surrey, BC
604-541-4930 | 1-888-246-4925
victor.dawydiak@nbc.ca



National Bank Financial - Wealth Management (NBFWM) is a division of National Bank Financial Inc. (NBF), as well as a trademark owned by National Bank of Canada (NBC) that is used under license by NBF. NBF is a member of the Canadian Investment Regulatory Organization (CIRO) and the Canadian Investor Protection Fund (CIPF), and is a wholly-owned subsidiary of NBC, a public company listed on the Toronto Stock Exchange (TSX: NA) — I have prepared this report to the best of my judgment and professional experience to give you my thoughts on various financial aspects and considerations. The opinions expressed represent solely my informed opinions and may not reflect the views of NBF. — The opinions expressed herein do not necessarily reflect those of National Bank Financial. The particulars contained herein were obtained from sources we believe to be reliable, but are not guaranteed by us and may be incomplete. The opinions expressed consider a number of factors including our analysis and interpretation of these particulars, such as historical data, and are not to be construed as a solicitation or offer to buy or sell the securities mentioned herein. Unit values and returns will fluctuate and past performance is not necessarily indicative of future performance. Important information regarding a fund may be found in the prospectus. The investor should read it before investing. — The particulars contained herein were obtained from sources we believe to be reliable, but are not guaranteed by us and may be incomplete. The opinions expressed are based upon our analysis and interpretation of these particulars and are not to be construed as a solicitation or offer to buy or sell the securities mentioned herein. The opinions expressed do not necessarily reflect those of NBF. — NBF may act as financial advisor, fiscal agent or underwriter for certain companies mentioned herein and may receive remuneration for its services. NBF and/or its officers, directors, representatives or associates may have a position in the securities mentioned herein and may make purchases and/or sales of these securities from time to time on the open market or otherwise.