

Large Cap Dividend Growth Portfolio

June 30, 2023

Portfolio Manager:

Jim Van Vliet, Senior Wealth Advisor

2019 Awards of Excellence

Portfolio Management Excellence
National Winner

#3000 – 475 Howe Street
Vancouver, B.C. V6C 2B3

Tel.: 604-742-2129

Toll Free: 1-888-233-0833

E-mail: jim.vanvliet@nbc.ca

Basket Investment Strategy

The portfolio is invested primarily in low volatility, dividend-paying equities, with a history of dividend growth, in addition to earnings growth. The portfolio's mandate is to be primarily invested in Canada but may also hold some U.S. and Foreign stocks.

Top 10 Holdings

Issuer	Sector	
ACCENTURE PLC CL-A	Technology	5.6%
STANTEC INC	Industrials	4.7%
PARKER-HANNIFIN CORP	Industrials	4.7%
INTACT FINANCIAL CORP	Financials	4.7%
FIRSTSERVICE CORP	Real estate	4.7%
AMERISOURCEBERGEN CORP	Health care	4.7%
MARSH & MCLENNAN COS INC	Financials	4.6%
PEPSICO INC	Consumer staples	4.5%
LOBLAW COMPANIES LTD	Consumer staples	4.4%
SUN LIFE FINANCIAL INC	Financials	4.4%

Performance:

Portfolio Performance						
	1 Month	3 Months	1 Year	3 Years	5 Years	Since Inception
Portfolio Performance	4.3%	2.7%	14.9%	16.1%	11.1%	11.7%
Benchmark	3.4%	1.1%	10.4%	12.4%	7.6%	8.4%

Portfolio inception date is June 1, 2012

Value of Reference Portfolio June 30, 2023	\$43,789
--	----------

Fees: Returns presented are gross of fees.

Source:

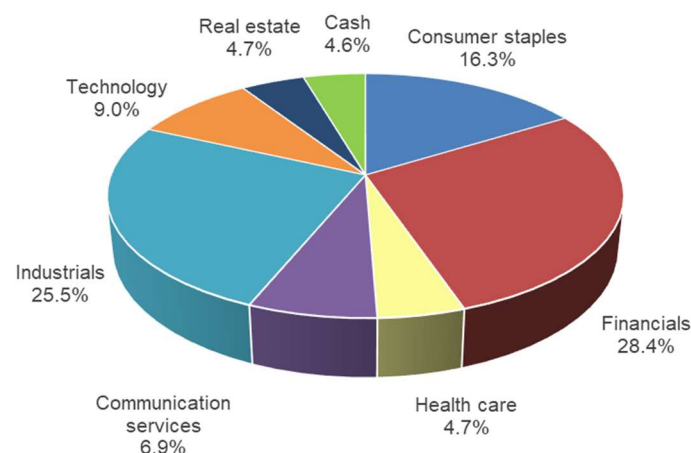
Index performance information from Morningstar Canada. Indices are shown for comparison purpose only.

Composition of the benchmark:

Benchmark is the TSX Total Return

Basket Geographical Breakdown

The Portfolio is comprised of 64% Canadian Equities, 22% US Equities, and 9% Foreign Equities.

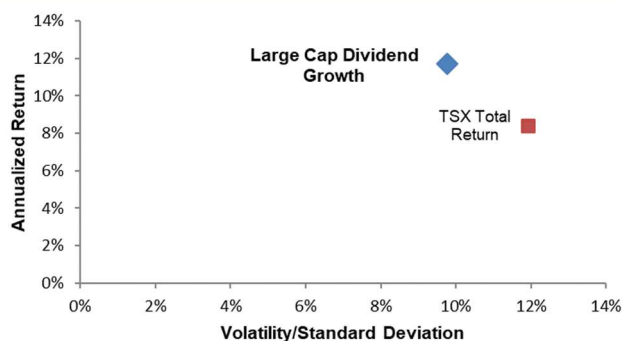


Performance Data

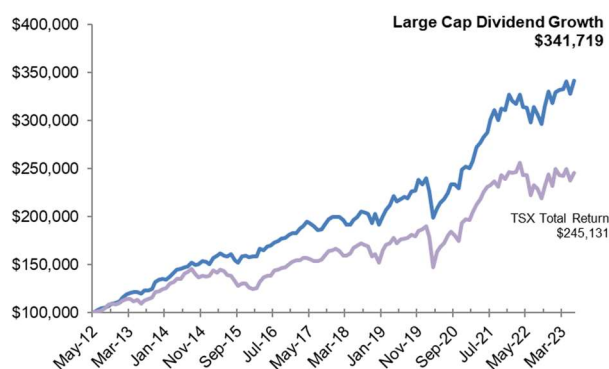
The average dividend increase for stocks in the portfolio over the past 12 months is 9.3%.

Since inception, the Basket has delivered 39% better performance while experiencing 18% less volatility than the benchmark (TSX Total Return).

Risk/Return Since Inception



Growth of \$100,000 from June 1, 2012 - June 30, 2023



Transactions Performed During the Second Quarter of 2023

BUY / SELL	Description	Price (CAD\$)
Buy	ACCENTURE PLC CL-A	\$290.36
Buy	ISHRS PREM MONEY MKT ETF	\$50.06
Buy	ROGERS COMMUNICATION-B NV	\$66.27
Buy	MARSH & MCLENNAN COS INC	\$171.22
Sell	ISHRS PREM MONEY MKT ETF	\$50.16
Sell	THOMSON REUTERS CORP-NEW*	\$171.18
Sell	ISHRS PREM MONEY MKT ETF	\$50.05
Sell	WESTON GEORGE LIMITED	\$181.16
Sell	ISHRS PREM MONEY MKT ETF	\$50.12
Sell	AMERISOURCEBERGEN CORP	\$166.50
Sell	ACCENTURE PLC CL-A	\$285.98

Portfolio Manager's Comments

Our focus on companies with highly visible and steady growth, as well as strong and increasing dividends continued to be rewarded this year with excellent downside protection combined with low volatility.

Year to date, 74% of the companies in the current portfolio increased their dividends.

This adds up to solid, risk-adjusted total returns derived from steady growth in our underlying companies combined with an average current dividend yield of approximately 2.2%.

We are optimistic that our discipline of quality, value-based stock selection should continue to provide superior risk-adjusted performance for investors.

Who is this Investment for?

This Basket is suitable for investors who:

- want to add a long-term growth component to their portfolio.
- want to receive dividend income.
- are willing to tolerate a moderate level of risk.

I have prepared this commentary to give you my thoughts on various financial aspects and considerations. This commentary reflects my opinion alone and may not reflect the views of National Bank Financial Group. In expressing these opinions, I bring my best judgement and professional experience from the perspective of someone who surveys a broad range of investments. Therefore, this report should be viewed as a reflection of my informed opinions rather than analyses produced by the Research Department of National Bank Financial. •National Bank Financial - Wealth Management (NBFWM) is a division of National Bank Financial Inc. (NBF Inc.), as well as a trademark owned by National Bank of Canada (NBC) that is used under license by NBF Inc. NBF Inc. is a member of the Investment Industry Regulatory Organization of Canada (IIROC) and the Canadian Investor Protection Fund (CIPF), and is a wholly-owned subsidiary of NBC, a public company listed on the Toronto Stock Exchange (TSX: NA)."