

# Large Cap Dividend Growth Portfolio

## March 31, 2022

### Portfolio Manager:

**Jim Van Vliet**, Senior Wealth Advisor

2019 Awards of Excellence

Portfolio Management Excellence  
National Winner

#3000 – 475 Howe Street  
Vancouver, B.C. V6C 2B3

Tel.: 604-742-2129

Toll Free: 1-888-233-0833

E-mail: [jim.vanvliet@nbc.ca](mailto:jim.vanvliet@nbc.ca)

### Basket Investment Strategy

The portfolio is invested primarily in low volatility, dividend-paying equities, with a history of dividend growth, in addition to earnings growth. The portfolio's mandate is to be primarily invested in Canada but may also hold some U.S. and International stocks.

### Top 10 Holdings

| Issuer                    | Sector                 | %    |
|---------------------------|------------------------|------|
| LOBLAW COMPANIES LTD      | Consumer staples       | 5.4% |
| EMPIRE CO CL-A NV         | Consumer staples       | 4.7% |
| CANADIAN NATIONAL RAILWAY | Industrials            | 4.4% |
| AMERISOURCEBERGEN CORP    | Health care            | 4.2% |
| ROYAL BANK OF CANADA      | Financials             | 4.2% |
| TOROMONT INDUSTRIES LTD   | Industrials            | 4.2% |
| WESTON GEORGE LIMITED     | Consumer staples       | 4.0% |
| INTACT FINANCIAL CORP     | Financials             | 4.0% |
| TELUS CORP                | Communication services | 4.0% |
| TORONTO DOMINION BANK     | Financials             | 3.9% |

### Performance:

| Portfolio Performance        |         |          |        |         |         |                  |
|------------------------------|---------|----------|--------|---------|---------|------------------|
|                              | 1 Month | 3 Months | 1 Year | 3 Years | 5 Years | Since Inception* |
| <b>Portfolio Performance</b> | 3.2%    | 0.2%     | 20.3%  | 15.2%   | 11.2%   | 12.8%            |
| <b>Benchmark</b>             | 4.0%    | 3.8%     | 20.2%  | 14.2%   | 10.3%   | 10.0%            |

\*Annualized return. Portfolio inception date is June 1, 2012

|                                   |          |
|-----------------------------------|----------|
| Value of Portfolio March 31, 2022 | \$41,680 |
|-----------------------------------|----------|

**Fees:** Returns presented are gross of fees.

#### Source:

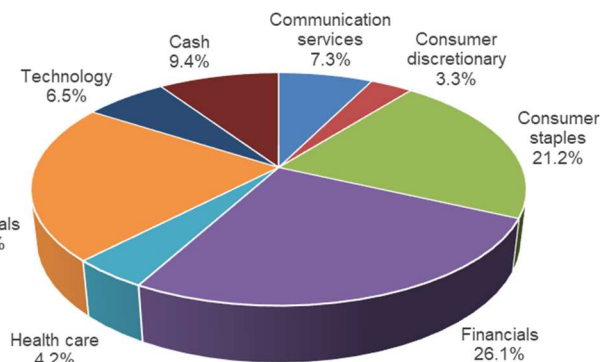
Index performance information from Morningstar Canada. Indices are shown for comparison purpose only.

#### Composition of the benchmark:

Benchmark is the TSX Total Return

### Basket Geographical Breakdown

The Portfolio is comprised of 70% Canadian Equities, 17% US Equities, and 4% International Equities.

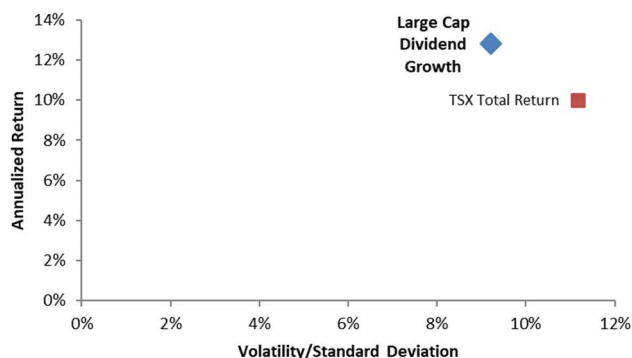


## Performance Data

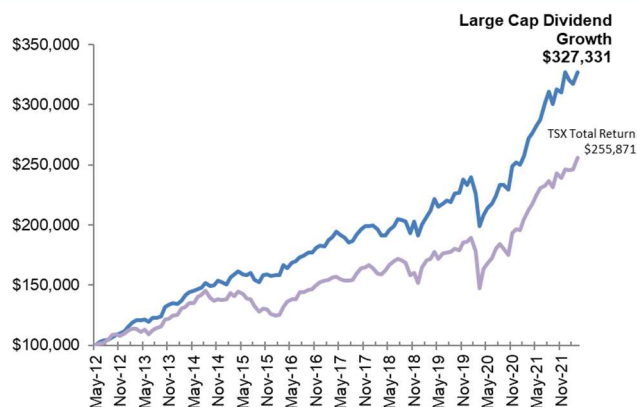
The average dividend increase for stocks in the portfolio over the past 12 months is 11.8%.

Since inception, the Basket has delivered 27.8% better performance while experiencing 17.3% less volatility than the benchmark (TSX Total Return).

### Risk/Return Since Inception



### Growth of \$100,000 from June 1, 2012 - March 31, 2022



## Transactions Performed During the First Quarter of 2022

| BUY / SELL | Description              | Price (CAD\$) |
|------------|--------------------------|---------------|
| Buy        | ISHRS PREM MONEY MKT ETF | \$50.01       |
| Buy        | AMERISOURCEBERGEN CORP   | \$177.48      |
| Sell       | ABBOTT LABORATORIES      | \$163.36      |

\* Note, minor adjustments were made to quantities in most securities to accommodate a 3 for 1 basket split

## Portfolio Manager's Comments

Our focus on companies with highly visible and steady growth, as well as strong and increasing dividends continued to be rewarded this year with excellent downside protection combined with low volatility.

Year to date, 25% of the companies in the current portfolio increased their dividends.

This adds up to solid, risk-adjusted total returns derived from steady growth in our underlying companies combined with an average current dividend yield of approximately 2.4%.

We are optimistic that our discipline of quality, value-based stock selection should continue to provide superior risk-adjusted performance for investors.

## Who is this Investment for?

This Basket is suitable for investors who:

- want to add a long-term growth component to their portfolio.
- want to receive dividend income.
- are willing to tolerate a moderate level of risk.

I have prepared this commentary to give you my thoughts on various financial aspects and considerations. This commentary reflects my opinion alone and may not reflect the views of National Bank Financial Group. In expressing these opinions, I bring my best judgement and professional experience from the perspective of someone who surveys a broad range of investments. Therefore, this report should be viewed as a reflection of my informed opinions rather than analyses produced by the Research Department of National Bank Financial. • National Bank Financial - Wealth Management (NBFWM) is a division of National Bank Financial Inc. (NBF Inc.), as well as a trademark owned by National Bank of Canada (NBC) that is used under license by NBF Inc. NBF Inc. is a member of the Investment Industry Regulatory Organization of Canada (IIROC) and the Canadian Investor Protection Fund (CIPF), and is a wholly-owned subsidiary of NBC, a public company listed on the Toronto Stock Exchange (TSX: NA)."