

Large Cap Dividend Growth Portfolio

June 30, 2020

Portfolio Manager:

Jim Van Vliet, Senior Investment Advisor

2019 Awards of Excellence

Portfolio Management Excellence
National Winner

#3000 – 475 Howe Street
Vancouver, B.C. V6C 2B3

Tel.: 604-742-2129

Toll Free: 1-888-233-0833

E-mail: jim.vanvliet@nbc.ca

Website: www.jimvanvliet.com

Basket Investment Strategy

The portfolio is invested primarily in low volatility, dividend-paying equities, with a history of dividend growth, in addition to earnings growth. The portfolio's mandate is to be primarily invested in Canada, but may also hold some U.S. and International stocks.

Top 10 Holdings

| Issuer | Sector | % |
|---------------------------|------------------|------|
| ACCENTURE PLC CL-A | Technology | 6.1% |
| ABBVIE INC | Health care | 5.3% |
| CANADIAN NATIONAL RAILWAY | Industrials | 5.2% |
| PEPSICO INC | Consumer staples | 5.2% |
| NORHLAND POWER INC | Utilities | 5.2% |
| ABBOTT LABORATORIES | Health care | 5.2% |
| THOMSON REUTERS CORP-NEW | Industrials | 4.8% |
| HONEYWELL INTL INC | Industrials | 4.5% |
| OPEN TEXT CORPORATION | Technology | 4.4% |
| NATIONAL BANK OF CDA | Financials | 4.4% |

Performance:

| Portfolio Performance | | | | | | |
|------------------------------|---------|----------|--------|---------|---------|------------------|
| | 1 Month | 3 Months | 1 Year | 3 Years | 5 Years | Since Inception* |
| Portfolio Performance | 1.8% | 9.4% | -1.1% | 4.3% | 6.6% | 10.1% |
| Benchmark | 2.5% | 17.0% | -2.2% | 3.9% | 4.5% | 7.0% |

*Annualized return. Portfolio inception date is June 1, 2012

| | |
|----------------------------------|-------------|
| Value of Portfolio June 30, 2020 | \$92,306.95 |
|----------------------------------|-------------|

Fees: Returns presented are gross of fees.

Source:

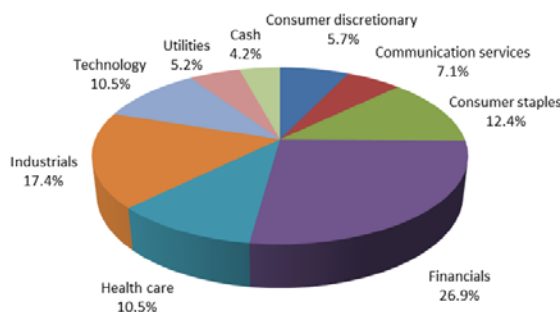
Index performance information from Morningstar Canada. Indices are shown for comparison purpose only.

Composition of the benchmark:

Benchmark is the TSX Total Return

Basket Geographical Breakdown

The Portfolio is comprised of 66% Canadian Equities, 24% US Equities, and 6% International Equities.



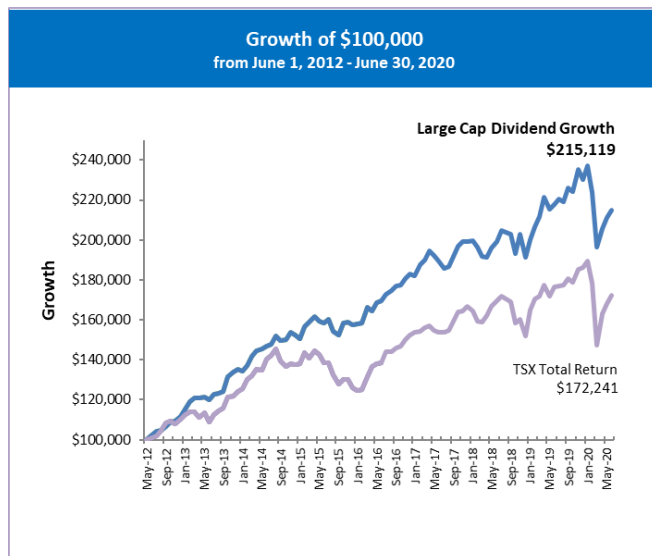
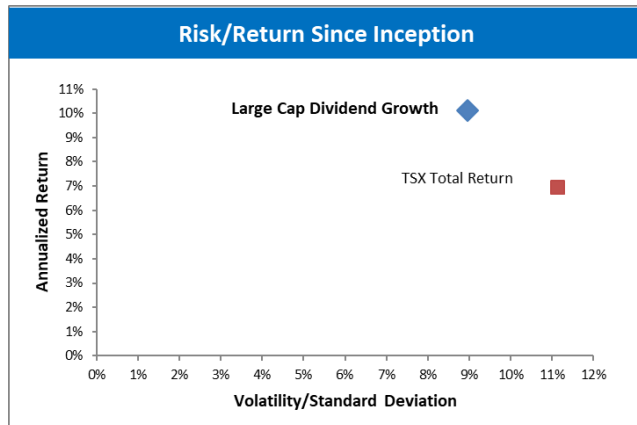
**NATIONAL BANK
FINANCIAL**

WEALTH MANAGEMENT

Performance Data

The average dividend increase for stocks in the portfolio over the past 12 months is 6.7%.

Since inception, the Basket has experienced 19.4% less volatility, while delivering 44.7% better performance than the benchmark (TSX).



Transactions Performed During the Second Quarter of 2020

| BUY / SELL | Description | Price |
|------------|-----------------------|-------------|
| SELL | PURPOSE HIGH INTEREST | 50.01 C\$ |
| BUY | GILDAN ACTIVEWEAR | 22.54 C\$ |
| SELL | METRO INC | 59.38 C\$ |
| BUY | JP MORGAN CHASE & CO | 102.32 US\$ |
| SELL | JP MORGAN CHASE & CO | 94.53 US\$ |
| BUY | MSCI INC | 317.83 US\$ |

Portfolio Manager's Comments

Our focus on companies with highly visible and steady growth, as well as strong and increasing dividends continued to be rewarded this year with excellent downside protection combined with low volatility.

Year to date, 58% of the companies in the current portfolio increased their dividends.

This adds up to solid, risk-adjusted total returns derived from steady growth in our underlying companies combined with an average current dividend yield of approximately 3.5%.

We are optimistic that our discipline of quality, value-based stock selection should continue to provide superior risk-adjusted performance for investors.

Who is this Investment for?

This Basket is suitable for investors who:

- want to add a long-term growth component to their portfolio.
- want to receive dividend income.
- are willing to tolerate a moderate level of risk.

I have prepared this commentary to give you my thoughts on various financial aspects and considerations. This commentary reflects my opinion alone and may not reflect the views of National Bank Financial Group. In expressing these opinions, I bring my best judgement and professional experience from the perspective of someone who surveys a broad range of investments. Therefore, this report should be viewed as a reflection of my informed opinions rather than analyses produced by the Research Department of National Bank Financial. •National Bank Financial - Wealth Management (NBFWM) is a division of National Bank Financial Inc. (NBF Inc.), as well as a trademark owned by National Bank of Canada (NBC) that is used under license by NBF Inc. NBF Inc. is a member of the Investment Industry Regulatory Organization of Canada (IIROC) and the Canadian Investor Protection Fund (CIPF), and is a wholly-owned subsidiary of NBC, a public company listed on the Toronto Stock Exchange (TSX: NA)."