NATIONAL BANK FINANCIAL
WEALTH MANAGEMENT

SILICZ
WEALTH MANAGEMENT TEAM

Newsletter

Autumn 2026

In this edition

Your RESP withdrawal questions answered 2

Benefit from your losses & gains 2

Carry it forward: A tax-planning reminder.....3

What is driving household wealth? 3

Enhanced transparency:
Upcoming changes with total cost reporting.....4

The season of giving:
The returns on generosity.....5

A deeper look into the
initial public offering (IPO).....6

HNW estates: Be cautious when
naming children as joint executors 7

Stepping back:
Reasons to embrace our nation.....8

Ask anything: session 1 of 3 9

Michael Silicz,
B.A. (Hons.), M.A., M.P.Adm., LL.B., RIAC
Wealth Advisor and
Portfolio Manager
204-925-2265
michael.silicz@nbc.ca

Keep time working for you

Can you recall a time when a kilogram of ground beef cost just $3.63? It may seem inconceivable today, but that was in 1996, just 30 years ago.[1] This spring, when the price of a cucumber made headlines after rising 28 percent year over year, it was another sobering reminder of inflation's impact on everyday costs.[2]

For a brief moment, there appeared to be signs of moderation. To start 2026, markets had largely priced in the prospect of rate cuts. Fast forward to today, and elevated energy prices, protectionism, tariffs and global conflict have complicated the inflation outlook. The escalation in Canada–U.S. trade tensions at the end of the summer has added another layer of uncertainty. While the headlines may be unsettling, many economists expect the broader economic impact to remain relatively contained, though tariffs are likely to add to near-term price pressures.

The extent to which today's inflationary pressures prove temporary or persistent continues to be debated. What is increasingly clear is that the structural backdrop has changed considerably from the decades-long era of disinflation. For central banks, persistent inflation complicates the balancing act between achieving price stability and supporting economic growth.

At the same time, investors are keeping record amounts of capital on the sidelines. More than $3 trillion is held in retail money-market funds alone, alongside another $4.8 trillion in institutional funds — pools of capital that have roughly doubled since the pandemic.[3]

There are understandable reasons for holding cash, of course, particularly when interest rates are elevated or uncertainty persists. But over longer periods, cash carries a less visible cost: the erosion of purchasing power. This is where time works against us. Even modest inflation has an insidious effect when compounded over many years.

Consider the past 30 years. Inflation averaged 2.16 percent annually over that period, modest by recent standards. Yet cumulatively, prices rose almost 90 percent, meaning that $1 million held in cash since 1996 may have maintained its nominal value, but its real purchasing power would have fallen to only about $526,600 in 1996 dollars.[4]

Put another way, at 4 percent inflation, you would need around $219 in 20 years to match the purchasing power of $100 today. While 4 percent may seem high, consider that certain expenses have risen much faster. Ground beef, for example, has increased by an average of 5.2 percent annually over the past 30 years.[1] For retirees relying on fixed sources of income, the cumulative effect can be particularly consequential, especially as retirement can span three decades or more.

History offers an important counterpoint. Over the same 30-year period, the S&P/TSX Composite Index rose more than 591 percent, meaning that $100,000 invested in the S&P/TSX Composite Index 30 years ago would have grown to roughly $691,000 today — and that's before reinvested dividends.[5] It is a powerful reminder of the value of staying invested over time.

Keeping capital productive can be one of the most effective ways to preserve purchasing power and participate in the growth that lies ahead. A disciplined investment program can harness one of an investor's most powerful forces: time. Keep it working for you.

1. Average ground beef price: $3.63/kg June 1996; $16.61/kg June 2026. StatCan T-18-10-0002-01 & T-18-10-0245-01; 2. www.cbc.ca/news/canada/vegetable-prices-canada-9.7173027; 3. www.ici.org/research/stats/mmf; 4. June figures. www.bankofcanada.ca/rates/related/inflation-calculator/; 5. S&P/TSX Composite Index, 5,044.07 at 6/28/96; 34,857 at 6/30/26.

Back to school: Your RESP withdrawal questions answered

With kids back in school, it is also the season for questions about Registered Education Savings Plan (RESP) withdrawals.

This may sound familiar: when children were young, you opened the RESP and began setting aside funds for their future education. Over the years, those contributions, together with government grants and investment growth, have helped build a meaningful source of education funding. Now, the focus shifts from saving to withdrawing. Perhaps you're asking: What's the most effective way to withdraw the funds? Here are answers to some withdrawal questions:

1. What is taxable? It's important to distinguish between two types of RESP withdrawals for educational purposes. The educational assistance payment (EAP) consists of any income earned or grants accumulated in the plan and is taxable in the hands of the beneficiary attending a qualifying program. The post-secondary education (PSE) payment represents funds that the subscriber contributed and is not subject to tax. When you withdraw from the RESP, you need to specify the type of withdrawal you wish to make. Please call the office if you need help identifying each component.

2. How can RESP withdrawals be structured tax-efficiently? Students often don't have significant income, so it generally makes sense to prioritize EAPs when a beneficiary has a lower marginal tax rate. If they have meaningful income, perhaps from part-time employment, and expect lower income in future school years, it may make sense to defer a portion of the EAP. If the RESP is large, consider spreading EAPs over several years to reduce the potential tax liability in any one year. A student may be able to use non-refundable tax credits, including the basic personal amount and tuition tax credit, to offset some or all of the tax otherwise payable on EAP income. For 2026, the federal basic personal amount is $16,452. Assuming eligible tuition fees of $7,734 (based on average Canadian undergrad tuition), a student with no other income could potentially receive $24,186 in EAPs without incurring federal income tax.

Did you know? Canada Is the "most educated" nation globally

According to the OECD, in 2025 Canada had the highest proportion of post-secondary educated adults globally.

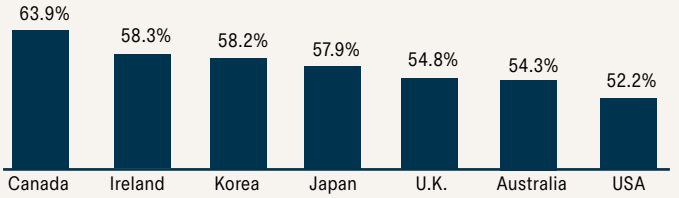

Source: www.oecd.org/en/data/indicators/population-with-tertiary-education.html

3. Should market conditions affect withdrawal timing? In volatile markets, it may be prudent to wait for investment values to rebound. However, tax and other considerations should also guide the timing. The basic personal amount must be used in the current tax year, while unused tuition credits can be carried forward. If the student has other income, a larger EAP may also result in a higher marginal tax rate. There may also be risks to delaying withdrawals if the student does not complete their studies.

4. What happens if the beneficiary doesn't attend post-secondary school? While original contributions (PSEs) can be withdrawn without tax consequences, unused government grants may need to be repaid and accumulated investment income may be taxable to the subscriber and subject to additional tax. There may be an opportunity to transfer eligible funds to a sibling's RESP or transfer accumulated income to a subscriber's Registered Retirement Savings Plan (RRSP), subject to available contribution room and a lifetime maximum of $50,000. Remember also that the RESP can stay open for up to 36 years in the event a beneficiary changes their mind.

Year-end tax planning: Benefit from your losses & gains

If you are thinking of making portfolio adjustments, there may be a way to gain from your losses — or further benefit from your gains:

Gain from your losses through tax-loss harvesting — Using losses to offset capital gains may be an opportunity from a tax perspective. In general, when you sell an investment in a non-registered account, you must calculate the resulting capital gain or loss, based on the difference between the proceeds from the sale and the investment's adjusted cost base. For tax purposes, only a prescribed portion of a capital gain is included in taxable income (the "inclusion rate," currently 50 percent), while the corresponding portion of capital losses is generally deductible against taxable capital gains.

Benefit from your gains: Donating securities in kind — Donating publicly-traded securities "in kind" that have appreciated in value may eliminate tax on the resulting capital gain and allow for a donation tax credit for the fair market value of the securities. Do not sell securities and donate the proceeds, as part of the tax benefit will be lost. If securities have declined, simply sell them to claim the capital loss and donate cash to entitle you to a donation tax credit. If you're subject to the alternative minimum tax (AMT), there may be tax implications. Remember to make charitable donations well in advance of the December 31, 2026, deadline to count towards your 2026 taxes.

Here are a handful of other year-end tax-planning ideas:

- **Split income.** This may include electing to split eligible pension income with a spouse or paying reasonable salaries to family members for services provided to your self-employed business.
- **Contribute to your RRSP.** You still have 60 days after the calendar year-end to make contributions for the 2026 tax year, but the earlier you contribute, the greater the opportunity for tax-deferred growth.
- **Plan for the pension income tax credit.** If you're 65 or older and don't have eligible pension income, consider opening a small Registered Retirement Income Fund (RRIF) or purchasing an annuity.
- **Consider tax-free savings account (TFSA) withdrawal timing.** If you plan to withdraw, consider doing so before year-end. Contribution room resets at the start of the calendar year, so withdrawals made after December 31, 2026, won't restore contribution room until January 1, 2028.

For more information or ideas, please contact the office.

Carry it forward: A tax-planning reminder

Given our increasing tax burden, tax planning has never been more important. As you plan for year-end, remember that the tax rules allow you to carry forward certain unused credits or deductions. Here are some reminders, along with some tips.

Capital losses — If you sell investments in a non-registered account for less than the original cost, the capital loss can be used to offset capital gains realized during the year (see page 2). If you don't have sufficient capital gains, the net capital loss can be carried back three taxation years or carried forward indefinitely to use against net capital gains. **Tip:** Be aware of the superficial loss rules, which may deny the loss if you or an affiliated person acquires the same security within 30 days before or after the sale and still holds it 30 days after.

RRSP — Both unused RRSP contribution room and deductions can be carried forward. **Tip:** Contribute by the March 1, 2027, deadline to maximize potential tax-deferred growth. You may defer claiming the deduction to a higher-income year to offset a larger tax bill.

TFSA — Unused TFSA contribution room can be carried forward indefinitely. **Tip:** Keep good records of TFSA contributions and withdrawals. CRA account information may not reflect current-year transactions, especially early in the year, so relying on the contribution room shown on "My Account" can lead to an overcontribution.

RESP — While the Canada Education Savings Grant (CESG) pays an annual maximum of $500, unused CESG entitlement can be carried forward, allowing up to $1,000 per year ($500 current year + $500 carryforward). **Tip:** If you missed a prior year contribution, consider an annual contribution of $5,000 to achieve the maximum grant.

First Home Savings Account (FHSA) — FHSA holders can contribute $8,000 annually in participation room. Unused amounts can be carried forward to the following year, but only to a maximum of $8,000 and subject to a lifetime limit of $40,000. **Tip:** The FHSA generally closes at the end of the year of its 15th anniversary, the year the holder turns 71 or the year after the first qualifying withdrawal. Not contributing the full $8,000 per year from the outset could cause you to miss out on the full lifetime contribution amount and valuable tax-deductible benefits.

Charitable donations — Eligible donations unused in the current year can be carried forward for up to five tax years. This may be helpful for donations made to U.S. charities, which can typically only be claimed against U.S.-source income earned in the year the credit is claimed. **Tip:** Donating shares "in kind" to an eligible Canadian charity allows you to receive a donation receipt for their fair market value. If the shares in a non-registered account have appreciated, this strategy can also help eliminate the capital gains tax liability.

Student in the family? Tuition tax credit — Many students don't use their tuition tax credit to reduce taxes because they have limited income at school. Any remaining amount can be carried forward indefinitely to future years. However, once a student has federal tax payable, they must generally use available carried-forward tuition amounts to reduce that tax before claiming certain other non-refundable credits. **Tip:** After applying the tuition credit to their own taxes, any remaining current-year amount can be transferred to a spouse/partner, parent or grandparent, to a maximum of $5,000 less the amount used by the student.

What is driving household wealth?

A recent *Reuters* report highlighted that in the U.S., equities have surpassed real estate as a share of net financial wealth for the first time since World War II.[1] Over recent years, strong equity market gains have made the stock market a significant source of wealth accumulation. In Canada, a similar pattern may be emerging as equities continue to comprise a growing share of total household assets.

It may be more than just market performance. As rising housing costs have pushed homeownership out of reach for many, Gen Z is increasingly putting money into the stock market instead.[2] Among younger Canadians, nearly 74 percent report having at least one type of investment.[3]

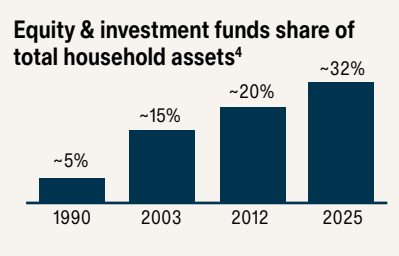

What has enabled these shifts? It may be difficult to recall a time when investing was largely reserved for the wealthy. Yet as recently as the 1990s, before widespread internet access, high trading commissions and fewer low-cost investment options meant that building a diversified equity portfolio required considerably more capital. At that time, equities represented just 5 percent of Canadian household assets.

Today, technological advances, lower costs and fewer barriers to entry have democratized equity ownership. Notably, while participation rates in Canada and the U.S. are comparatively high,

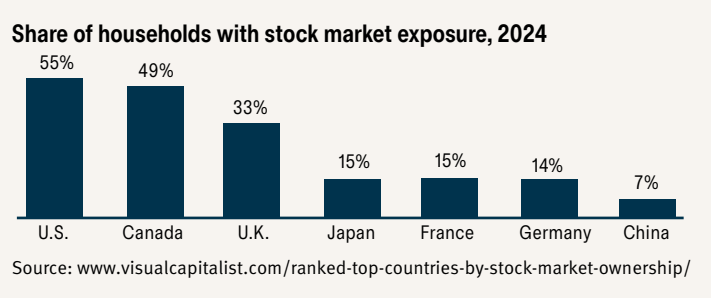

global equity ownership remains uneven. As barriers to entry continue to decline, what happens when the rest of the world catches up? The implications for global capital flows — and perhaps even valuation multiples — could be meaningful.

More broadly, the expansion of equity market participation has allowed a larger share of the population to benefit from one of the most powerful wealth-creation systems in modern economic history.

1. https://www.reuters.com/business/finance/equities-surpass-real-estate-top-us-wealth-driver-first-time-since-ww2-goldman-2026-07-23/; 2. https://www.wsj.com/personal-finance/gen-z-investments-home-ownership-ecobbe98; 3. https://www.finra.org/media-center/;4.CANSIM Table 378-0121; www150.statcan.gc.ca/t1/tbl1/en/tv.action?pid=3610058001

Enhanced transparency: Upcoming changes with total cost reporting

Across the investment industry, ongoing changes are helping investors better understand the fees associated with their investments. These reforms have been introduced over more than a decade as part of the "Client Relationship Model" (CRM). I have supported these initiatives in keeping with a commitment to transparency, integrity and fairness. Greater transparency benefits both clients and advisors by supporting informed decisions and a clearer understanding of the value of professional advice.

My role extends well beyond investment selection. I help clients navigate financial decisions through planning, behavioural guidance, tax-efficient strategies and ongoing oversight. This can be particularly valuable during changing market conditions and periods of uncertainty, helping investors remain focused on their longer-term goals. More broadly, I provide guidance across the wealth management journey, from wealth accumulation to retirement and estate planning. This newsletter is one way I share strategies and insights to support your overall financial well-being.

The industry is now entering another phase of enhanced disclosure, commonly referred to as CRM3. This phase introduces enhanced Total Cost Reporting (TCR), designed to provide investors with a more complete view of the costs associated with certain investment funds.

Beginning with annual reports delivered in 2027, you will see additional information reflecting certain costs associated with investments held during 2026. Importantly, this enhanced reporting does not change the actual cost of your investments. Rather, it provides a more detailed breakdown of existing fees. This will generally include an annual summary of embedded, ongoing, direct and indirect fees associated with owning investment funds, including mutual funds, ETFs and scholarship plans, with similar requirements for segregated funds.

What are the new disclosure requirements?

Investment dealers are now required to provide greater disclosure of the costs associated with investment funds. This includes:

- **Embedded expenses** of the investment fund paid indirectly by investors, including management fees, operating expenses and trading costs;
- **Direct investment fund charges**, such as switching fees, redemption fees or short-term trading fees; and
- **The fund expense ratio (FER)** for each investment fund class or series of securities.

The FER provides a standardized measure of a fund's ongoing expenses as a percentage of its assets and comprises two components:

- **Management expense ratio (MER)**: Management fees and operating expenses; and
- **Trading expense ratio (TER)**: Costs associated with trading securities within the fund.

Why Is this beneficial?

Total Cost Reporting provides investors with a more comprehensive view of the costs associated with their investment funds by making embedded fund expenses more visible. This can help clients better understand what they are paying and support more informed decision-making. Greater transparency may also promote competition within the investment industry and encourage greater focus on the value investors receive for the fees they pay. At the same time, as with any professional service, investment management and advice involve costs associated with providing ongoing expertise, planning, oversight and support. If you have questions when you receive the enhanced reporting, please reach out and I would be pleased to walk you through them in greater detail.

The season of giving: The returns on generosity

It was an intriguing headline: "Buy Happiness — by Giving Your Money Away."[1] The premise may sound counterintuitive, yet a growing body of research suggests there may be some truth behind it. Studies by neuroscientists and economists alike have associated giving money and time with a better mood, lower blood pressure and even a longer life.

Yet both volunteering and charitable giving have been declining. Between 2018 and 2023, the share of Canadians making charitable donations fell from 68 percent to 54 percent, while volunteering declined from 79 percent to 73 percent.[2] Against this backdrop, the research is especially thought-provoking: helping others may not only benefit those on the receiving end, but may also enhance our own happiness and well-being — and, in some cases, even provide tax benefits (see inset).

Consider the potential health effects. Emerging research suggests that regular volunteering may even help slow biological aging in older adults. Older volunteers also report lower rates of depression, greater life satisfaction and a stronger sense of purpose.[3] Other studies have linked volunteering with a lower risk of hypertension and longer life expectancy. Acts of giving have also been associated with lower blood pressure and cortisol levels and may boost levels of feel-good brain chemicals such as dopamine and serotonin.[4]

The potential benefits may even extend to physical pain. In one study, participants who earned money for charity reported less pain during a tourniquet test than those who earned money for themselves. In another, participants who chose to donate money before receiving an electric shock rated the experience as less painful. Similar effects were also observed among cancer patients, who reported reduced chronic pain after performing helpful acts for others.[5]

As we approach the final months of the year, a time often associated with reflection and generosity, it may be worth considering the impact we can make through our time, resources or attention. While generosity undoubtedly benefits others, research suggests it may also offer some of life's most meaningful returns: better health, greater happiness and a stronger sense of purpose.

1. https://www.wsj.com/health/wellness/how-to-donate-improve-mood-health-68b1455d; 2. https://www150.statcan.gc.ca/n1/daily-quotidien/250623/dq250623b-eng.htm; 3. https://www.washingtonpost.com/health/2026/01/30/seniors-volunteering-health-benefits/; 4. https://newsroom.clevelandclinic.org/2022/11/28/why-volunteering-can-benefit-your-mental-health; 5.https://www.pnas.org/doi/pdf/10.1073/pnas.1911861117

Year-end charitable giving opportunities

As year-end approaches, consider ways to support causes that matter to you while potentially benefiting from tax savings:

Cash donations — Donating cash to a registered Canadian charity may entitle you to a donation tax credit. The credit may be claimed by either spouse, and donations can be carried forward for up to five years, providing flexibility in how the credit is used.

Donating appreciated securities — Gifting publicly traded securities with accrued capital gains to a registered charity not only entitles you to a tax receipt for the fair market value, but also eliminates the associated capital gains tax.

Donor-advised fund (DAF) — A DAF allows you to make a contribution today, tax-deductible in the year it is made, while recommending how and when funds are granted in the future.

Life insurance — This may be a tax-efficient way to support a charity. You can name a charity as the policy beneficiary, allowing it to receive the death benefit tax free. A charity may own a policy on your life, with donations used to fund the premiums. These donations qualify for tax credits, while the charity ultimately receives policy proceeds. In some cases, donated securities may be used to help fund the strategy, providing additional tax benefits.

Charitable foundations & major gifts — For major gifts, I have access to specialists to assist, so please reach out.

A deeper look into the initial public offering (IPO)

It has been a season of the blockbuster IPO. With the record-breaking debut of SpaceX and growing attention to potential offerings from Anthropic and OpenAI, it is an opportune time to take a closer look at the initial public offering (IPO).

What is an IPO?

An initial public offering, or IPO, is the process a company uses to sell its first shares to the public before the stock trades on an exchange. The offering price is determined by the company and its underwriters, based on factors such as comparable company valuations, investor demand and prevailing market conditions. The lead underwriter allocates the vast majority of IPO shares to institutional investors, such as pension funds and mutual funds, with only a small percentage allocated to retail investors. When new shares are issued, the proceeds from their sale go to the company, with the underwriters receiving a portion as fees. Once the IPO is complete, the company's shares simply trade between investors on the secondary market, typically through a stock exchange.

Why companies go public

In the past, companies needed to go public earlier to access larger pools of capital to help fund capital expenditures, investments or other expansion. Today, with the growth of private markets, many companies can raise capital without going public through venture capital or private equity. This allows companies to stay private for longer and potentially grow much larger before an IPO, helping to explain the mammoth debuts we are seeing today. When they do eventually go public, they may do so to provide liquidity for private investors or existing shareholders, broaden access to capital or establish a public market valuation and greater market visibility.

The shift has been significant: the number of U.S. publicly listed companies has fallen by more than half since its 1996 peak, from more than 8,000 to fewer than 4,000 today. IPO activity tells a similar story. While around 400 companies went public annually during the 1990s, there have been fewer than 200 traditional IPOs per year on average more recently. [1] Yet 2026 is shaping up to be a record year for IPO activity in dollar terms.

Number of U.S. publicly-traded companies, 1996 to 2025[2]

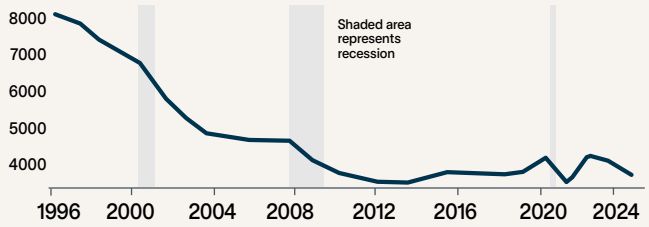

What should investors know?

Going public brings greater transparency. Public companies are subject to ongoing disclosure requirements, including regular financial reporting, giving investors greater insight into their operations and performance.

There is often significant hype surrounding high-profile IPOs. In the days and even weeks surrounding a public debut, it is not uncommon for share prices to fluctuate significantly as investors reassess the company's valuation once its shares begin trading publicly.

IPOs can also attract significant investor enthusiasm, particularly when a company has a compelling growth story. However, those expectations may already be reflected in the offering price. A compelling company does not necessarily make a compelling investment at any price. As with any investment, this is where disciplined analysis matters — assessing the company's fundamentals, valuation and prospects within the context of an investor's broader portfolio and objectives.

1. https://site.warrington.ufl.edu/ritter/ipo-data/; 2. https://data.worldbank.org/indicator/CM.MKT.LDOM.NO?locations=US

HNW estates: Be cautious when naming children as joint executors

If you have children and are planning your estate, you've likely considered appointing one of them as your estate executor ("liquidator" or "estate administrator"*). Because you are able to name more than one person to serve in this role, some parents choose multiple children to act as joint executors. The reasons are many: a desire to treat children fairly, to avoid the appearance of favouritism or to share the responsibilities and workload among them. While the intention may be positive, appointing more than one executor can sometimes create more challenges than it resolves.

For many high-net-worth (HNW) estates, these decisions carry additional complexity. Larger and more sophisticated estates often involve multiple asset classes, corporate structures, tax exposure or cross-border considerations. In that context, even well-intentioned executor arrangements can become significantly more difficult to manage. Here are three reasons to exercise particular caution:

1. Joint decision-making can slow estate administration. Executors generally must act together.[1] When multiple executors are appointed jointly, they typically share equal legal authority and responsibility for administering the estate. In most cases, no single executor can act independently. As a result, decisions must be made collectively, which can slow administration while agreement is reached. For HNW estates, this dynamic is heightened by structural complexity, as decisions involving private companies, investment portfolios, trusts or real estate holdings may require careful consideration and consensus.

2. Higher-value assets may increase the likelihood and stakes of disagreement. Reaching consensus within any group can be difficult, and matters involving money or emotion often intensify those challenges. Even siblings who get along well may have differing perspectives on valuation, liquidity events, business succession or the treatment of sentimental assets. In HNW estates, these disagreements can carry materially higher consequences. Delays or disputes can affect asset values, tax outcomes or the orderly management of complex holdings. Conflicts between co-executors may also lead to prolonged tension or resentment, creating the very family strain you intended to avoid by appointing multiple executors.

3. Administrative and logistical complexity scales with estate size. Coordinating joint action is already challenging in practical terms, particularly given existing obligations such as careers and parenting responsibilities. Co-executors are typically required to act together in performing their duties, including signing estate documents and meeting with legal or financial professionals. In many HNW estates, this is further amplified by the need to coordinate with lawyers, accountants, trustees, financial advisors or corporate directors. Where executors live in different jurisdictions or assets span multiple regions, coordination challenges may further increase.

Structuring alternatives for HNW estates

Instead of naming co-executors, many families benefit from structured approaches. One child may serve as the primary executor, and others can be named as alternates, with the choice based on objective considerations such as financial literacy, proximity and experience with complex assets. For larger or more complex estates, a professional or corporate executor is frequently considered. This can provide neutrality, continuity and technical expertise in managing complex assets, while reducing emotional pressure on family members during an already difficult time. In some cases, a hybrid structure combining a professional executor with family oversight can balance objectivity with family perspective.

Whatever structure you choose, communication becomes more important as estate complexity increases. HNW estates can carry more moving parts, stakeholders and opportunities for misunderstanding. Discussing your intentions with your children while you are still living can help align expectations, reduce uncertainty and support family harmony into the future.

**The names vary by province. This article uses the generic term "executor."*

1. This may not apply in the case where the will provides dispute resolution mechanisms.

Stepping back: Reasons to embrace our nation

Respected economist Paul Krugman recently wrote an article, *"What Happens When Americans Realize How Miserable We Are?"* His main takeaway was that "life is about more than GDP" — a striking framing for someone who has spent much of his career analyzing it — suggesting the U.S. is falling behind advanced nations on basic aspects of quality of life, such as health and safety.[1]

That distinction matters for Canada. We haven't had a lot of good news lately. We've moved from a global pandemic into an era of persistent inflation. Just as price pressures were easing, renewed U.S. trade tensions and tariffs, alongside the economic effects of war in the Middle East, have complicated the outlook. Yet stepping back, what follows is a view of Canada's strengths that may get lost in periods of short-term economic and political uncertainty:

We rank third in the G7 in terms of GDP per capita.[2] While we lag behind the U.S., one economist suggests Canada's GDP figures may not be as comparatively weak. He argues: "A flaw in GDP as a measure of economic productivity is how it fails to properly value public-sector output. While private-sector outputs are easy to quantify through market transactions, public services like healthcare and education are trickier to value. Countries that rely more heavily on public services, like Canada, are penalized in GDP comparisons."[3]

We have lower income inequality. While Canada's income gap has widened, we remain tied for second in income equality in the G7, as measured by the Gini coefficient, which quantifies how much the distribution of income deviates from perfect equality. By contrast, the U.S. has the highest income inequality in the G7. High inequality is often associated with lower social mobility, instability and weaker welfare outcomes.[4]

We have a high life expectancy. Canadians live longer, on average, than Americans, with an average life expectancy of 83.05 years. This is significantly higher than our neighbour to the south, at 79.76 years.[5]

Crime rates remain relatively low. Despite recent increases, Canada recorded 1.98 homicides per 100,000 inhabitants in 2023, compared to the U.S.'s 6.0 homicides per 100,000.[6]

We have high political stability. In an increasingly volatile world, stability and reliability carry greater value. According to one source, Canada places 4th globally for economic stability and 1st among G20 countries for fiscal soundness.[7]

Our healthcare outcomes are strong. Despite an overburdened healthcare system, nearly 89 percent of Canadians reported being in good health, the highest across all OECD countries. This is far above the OECD average of 68 percent.[3,8] Despite its higher GDP per capita, the U.S. spends 16.5 percent of GDP on healthcare, compared to 11.2 percent in Canada, with both countries having a comparable number of practitioners per capita.

We have a solid foundation for labour productivity. Canada leads the G7 in women's labour force participation. We also rank 7th globally for average working hours[9] and boast the world's most highly educated population, with the greatest share of adults holding a tertiary degree,[10] all factors that may help increase productivity.

We are rich in resources. Canada ranks 4th globally by natural resource value.[11] Despite having only 0.5 percent of the global population, Canada is the second-largest country by landmass. We have three coastlines and an abundance of freshwater resources, which are increasingly valuable in a resource-constrained world.

Household wealth continues to grow. At the start of 2026, Canadian household wealth hit new highs, with average household net worth rising to $1.08 million, more than a 30 percent gain from pre-pandemic levels. Every generation and wealth level saw gains, with Gen X and Millennials experiencing double-digit growth.[12]

We hold one of the world's most powerful passports. The Canadian passport offers significant mobility, ranking 7th globally with visa-free access to 182 countries. Singapore is first, with access to 192 countries.[13]

1. https://paulkrugman.substack.com/p/what-happens-when-americans-realize; 2. www.voronoiapp.com/economy/GDP-Per-Capita-Projections-for-G7-Nations-1562; 3. https://macleans.ca/economy/why-canadas-economy-is-just-fine/; 4. https://data.worldbank.org/indicator/SI.POV.GINI; 5. www.worldometers.info/demographics/life-expectancy/; 6. https://www.statista.com/statistics/1374211/g7-country-homicide-rate/; 7. www.investcanada.ca/stability; 8. www.cma.ca/healthcare-for-real/how-does-canada-rank-health-care#; 9. www.visualcapitalist.com/ranked-average-working-hours-by-country/; 10. www.oecd.org/en/data/indicators/population-with-tertiary-education.html; 11. www.visualcapitalist.com/ranked-top-10-countries-by-value-of-all-their-natural-resources/; 12. https://financialpost.com/wealth/canadian-households-how-do-you-stack-up; 13. www.henleyglobal.com/passport-index/ranking

Michael Silicz, B.A. (Hons.), M.A., M.P.Adm., LL.B., RIAC
Wealth Advisor and Portfolio Manager

204-925-2265
michael.silicz@nbc.ca

NATIONAL BANK FINANCIAL
WEALTH MANAGEMENT

SILICZ
WEALTH MANAGEMENT TEAM

The securities or sectors mentioned in this letter are not suitable for all types of investors and should not be considered as recommendations. Please consult your investment advisor to verify whether this security or sector is suitable for you and to obtain complete information, including the main risk factors. The particulars contained herein were obtained from sources we believe to be reliable, but are not guaranteed by us and may be incomplete. The opinions expressed are based upon our analysis and interpretation of these particulars and are not to be construed as a solicitation or offer to buy or sell the securities mentioned herein. National Bank Financial - Wealth Management (NBFWM) is a division of National Bank Financial Inc. (NBF), as well as a trademark owned by National Bank of Canada (NBC) that is used under license by NBF. NBF is a member of the Canadian Investment Regulatory Organization (CIRO) and the Canadian Investor Protection Fund (CIPF), and is a wholly-owned subsidiary of NBC, a public company listed on the Toronto Stock Exchange (TSX: NA). This newsletter has been prepared under contract for the Investment Advisor noted by J. Hirasawa & Associates, and is published for general information only. Content copyright by the publishers and may not be reproduced without written permission. Statistics, factual data and other information are from sources that we believe to be reliable but we cannot guarantee their accuracy. It is furnished on the basis and understanding that the author and its affiliates are to be under no liability whatsoever in respect thereof.

Ask Anything Session 1 of 3

You're invited to our first **Ask Anything** session featuring estate planning expert **Dawn McElligott.**

Whether you're curious about wills, powers of attorney, estate settlement, or simply want to better understand what happens when a loved one passes away, this is your chance to ask in a relaxed, open setting. No question is too simple and no topic is off limits!

Join us virtually or **attend in person downtown**, where lunch will be provided by Michael. Seating for the in-person session is limited, so we encourage you to RSVP early. Dawn will join us virtually via MS Teams.

Guest Speaker

Dawn McElligott
Associate Account Manager, National Bank Trust

Dawn supports clients and advisors across Canada in estate settlement, trust administration, guardianship administration, and Power of Attorney administration.

Friday, October 16, 2026

12 pm - 1 pm
Please arrive a few minutes early to the office.

1000-400 St. Mary Avenue
Winnipeg, MB R3C 4K5

Virtual (Link will be provided closer to the event date)

RSVP by October 14 to Amani Kibola at amani.kibola@nbc.ca or 204-925-2079



Please use the National Bank visitor parking lot, located at the intersection of Edmonton Street & St. Mary Avenue (Impark lot #84).

3 complimentary parking spots are located at the northeast corner of the lot, closest to St. Mary Avenue. We will validate your parking costs if you bring us a receipt.

NATIONAL BANK FINANCIAL
WEALTH MANAGEMENT

SILICZ
WEALTH MANAGEMENT TEAM