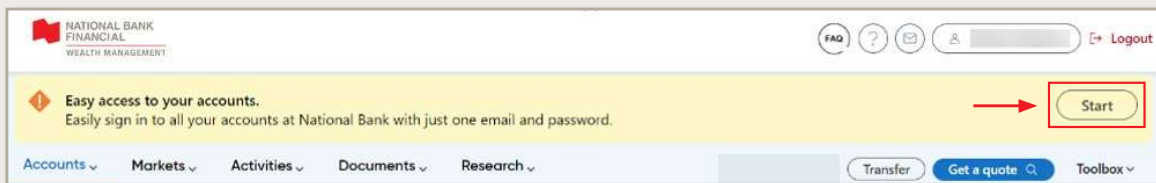


Switch from an 8 digit user ID to email user ID

- 1 To begin the process, please [Log in](#) and click on **Start** on the yellow banner that appears at the top of the screen.



Don't see the banner?

If you hold one of the account types below, your 8-digit user ID is still required for the moment. The change to the single sign-on user ID will be done later.

- › Legal entity accounts (company accounts)
- › Joint accounts
- › Special accounts (guardianship, trust, etc.)

- 2 Check the box ***I confirm having read the information on easy access.*** Click on **Continue**.

If you already have an email user ID for your NBC banking platform, we will automatically associate it with your NBFWM account. Please go to step 5.

Create your easy access

Sign in with your email

With this easy access, you can use your email to sign in to all your online banking solutions with National Bank and its subsidiaries that are associated with this email.

Good to know

- Benefit from stronger security by signing in with your email.
- You will receive a verification code by email or text to identify yourself each time you sign in. (check the *Remember me* box to receive it less often)
- If we detect a change in your connection habits, you will receive a verification code.

Once your easy access is created

- Your 8-digit sign-in code will no longer be valid, nor will you be able to recover it.
- You will be able to navigate from one platform to another without having to identify yourself again.
- You will have to choose a new password.

☒ I confirm that I have read and understood the changes related to easy access.

Continue

- 3 Enter the email that you want to use to connect to **all your National Bank platforms.** Click on **Continue**.

Choose your email ID

Email ID

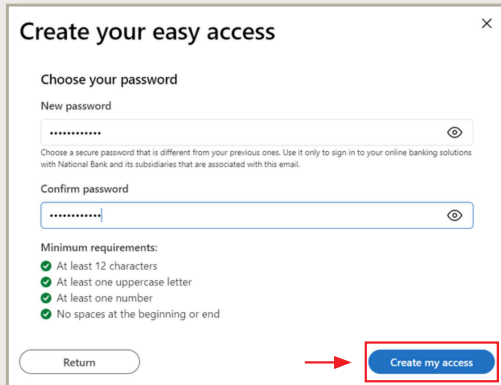
You will now need to use this email to sign in. We will also contact you at this email should you forget your password.

Confirm email ID

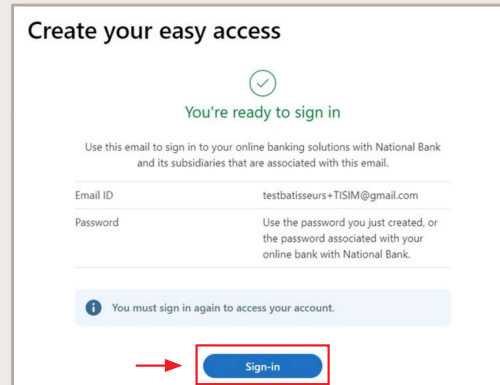
The emails must match.

Return **Continue**


- 4 Choose a password that respects all the criteria and click on **Create my access**.

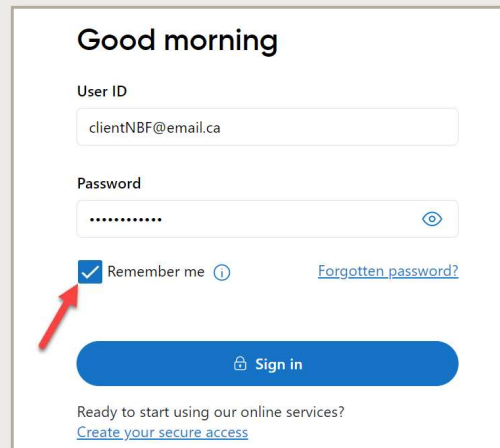


- 5 A box will appear with your email user ID, which you can now use to sign in to the NBFWM Online Services platform. Click on **Sign-in**.



- 6 The system will ask you to sign in again.
CAUTION: From now on, you must use the same email ID and password that you created in steps 3 and 4 OR the existing NBC banking platform credentials.

 If you check the **Remember me** box, you can keep the device in memory, so you won't need to enter a verification code each time you sign in.



- 7 You will receive a verification code by email or text. Enter the code, then click on **Confirm** to complete the sign-in.

