

# SPRING INVESTMENT Newsletter



Spring 2025

## In this edition

A New Age of Uncertainty .....	1
Managing Cash Flow for Unforeseen Times: Are You Prepared? .....	2
Tax Season Once Again: In Brief, Recent Notable Changes .....	2
A Closer Look At the Canadian Dollar's Decline .....	3
Spring Cleaning: Discovering Scripphily & Other Forgotten Funds .....	3
In Uncertain Times: A Renewed Focus on Alternatives? .....	4
Tax Time: The Taxation of Investments—A Refresher .....	5
During Uncertain Times: The Value of Diversification .....	6
Estate Planning Wisdom From the Legendary Warren Buffett .....	7
Spring Training? The Health & Wealth Connection .....	8
The Evolving Trade Tariff Situation: Is a Recession on the Horizon? .....	9

### Ben Smit, B.Com., FCSI®, CIM®

Portfolio Manager  
Senior Wealth Advisor  
› ben.smit@nbc.ca › 250-717-5527

### Paul Cescon, BBA, CIM®

Portfolio Manager Wealth Advisor  
› paul.cescon@nbc.ca › 250-717-5544

### Easton Trenke, BBA

Associate Wealth Advisor  
› easton.trenke@nbc.ca › 250-717-5534

### Lise Maurier, CIM®

Senior Wealth Associate  
› lise.maurier@nbc.ca › 250-717-5518

### Carol Kofer

Senior Wealth Associate  
› carol.kofer@nbc.ca › 250-717-5522

## A New Age of Uncertainty

It has been said that there are **known knowns**—the things we understand; **known unknowns**—the uncertainties we are aware of; and **unknown unknowns**—the surprises we don't realize exist until they happen.<sup>1</sup>

The start of 2025 may well be defined by the "unknown unknowns" as the markets responded to two largely unforeseen events: the emergence of an allegedly cost-competitive Chinese AI model DeepSeek, and U.S. President Trump's decision to unleash a trade war with Canada and Mexico. Uncertainty often drives short-term market behaviour. Technology stocks took a hit, with Nvidia losing over \$550 billion in market capitalization, while concerns over a 25 percent tariff were acknowledged by the financial markets as tariffs were deferred in February, implemented in March and then adjusted days later.

Times like these highlight the importance of diversification. Until now, Canada's heavy reliance on the U.S. as its primary export market has largely been overlooked: 77 percent of Canadian exports go to the U.S., while no other destination accounts for more than 5 percent. Just as diversification is important in portfolio management, it is equally critical in trade. Canada's reliance on a single trade partner makes it especially vulnerable to unexpected shifts in U.S. policy. The evolving trade war also serves as a wake-up call. In this new era of rising national protectionism, there is much work to be done to strengthen Canada's economic position.

In recent years, diversification may also have taken a back seat in investing focus due to strong market gains, largely driven by a handful of dominant U.S. tech giants. However, DeepSeek's emergence serves as a reminder that no sector remains unchallenged—disruption is inevitable in any innovation cycle and technology continues to evolve at an unprecedented rate. Could this mark the beginning of AI democratization? One of the best ways to navigate uncertainty is to prepare for multiple possible outcomes, and diversification is intended to position portfolios to withstand changing environments and varying market conditions.

Similarly, the rapidly shifting rhetoric on tariffs suggests we have entered a new age of uncertainty, influenced by the current U.S. administration. As advisors, we continue to assess the evolving developments and their potential impact on portfolios—while emphasizing the importance of discipline. Unknown unknowns can tempt investors to react hastily. However, even the "known unknowns"—such as fluctuating interest rates, high inflation, economic declines or stock market drops—remain beyond the investor's control. Yet, more often than not, an investor's reactions to these uncontrollable events can have the greatest impact on long-term outcomes.

If the first months of 2025 are any indication, the next four years will bring considerable speculation about Trump's next moves. The challenge will be to look beyond the headlines. A longer-term perspective reminds us that policy changes can take time to unfold, are often subject to revision and may not always have consistent or predictable effects. Markets and economies also don't always react as expected, as we saw in the aftermath of the pandemic. While the near term is likely to bring new unknown unknowns, the underlying forces that drive progress—resilience, adaptation and innovation—will endure over time.

1 Attributed to Former U.S. Defense Secretary Donald Rumsfeld in a speech given in 2002.

# Managing Cash Flow for Unforeseen Times: Are You Prepared?

When it comes to wealth planning, the focus is often on investing and long-term wealth accumulation. However, having a plan for managing cash flow is also important for preparing for uncertain times. When facing unexpected life events, such as a temporary job loss or illness, ensuring you have adequate cash flow can help prevent unnecessary financial stress and protect longer-term financial goals.

## Important for High-Net-Worth Individuals & Retirees Alike

A common misconception is that cash flow management is only important for those with limited assets. Yet, having substantial wealth does not eliminate the need for liquidity—in fact, it may mean having larger financial obligations. Effective cash flow management can help cover ongoing expenses, unexpected costs and planned commitments.

Some investors assume they can always sell investments to cover short-term expenses, but this approach comes with risks. Selling assets on short notice can disrupt long-term growth, trigger unnecessary taxes or force a sale in a market downturn. For example, withdrawing funds from a non-registered account could result in capital gains taxes, while early RRSP withdrawals not only trigger withholding taxes but also are considered taxable income. As well, once RRSP funds are withdrawn, contribution room is permanently lost.

For retirees, cash flow management may be more challenging. Many are on a fixed income, relying on a mix of pension income, government benefits or RRIF withdrawals. Without careful planning, the timing or structure of withdrawals can have unintended consequences. For example, liquidating investments to generate income could create unexpected tax obligations or impact eligibility for income-tested benefits, such as Old Age Security. Moreover, taking on debt can be burdensome on a fixed income, particularly if interest rates were to rise in the future (an unlikely scenario in the near term).

## The Value of an Emergency Fund

An emergency fund can play a valuable role, serving as the first line of defense. Typically, this is an amount equivalent to three to six months of living expenses, set aside for unexpected life events.

Beyond a traditional cash reserve, a tiered approach to liquidity can help balance accessibility and long-term growth. This may include: i) A reserve for short-term needs, such as a high-interest savings account or cashable GICs; ii) Easily accessible investments with lower volatility, such as short-term bonds or GICs; and iii) Long-term investments to build wealth over time.

Some consider using a Tax-Free Savings Account (TFSA) as an emergency fund since withdrawals are tax free and are added back to contribution room in the following calendar year. But this approach has tradeoffs. Market downturns could reduce the value of funds at the very moment you need them. Selling investments at a loss locks in that loss, as only the withdrawn amount—not the original investment value—can be recontributed. Additionally, you forgo potential future long-term, tax-free growth (see inset below).

## Time & Compounding: How \$102,000 Grows Over Decades

*“The strongest of all warriors are these two: Time and Patience.” – Leo Tolstoy*

In times of slower growth and increasing uncertainty, don’t overlook the importance of time and patience in building future wealth. If left to compound at a five percent annual return, \$102,000 could grow to over \$1.1 million in 50 years. Why \$102,000? This is the current eligible cumulative TFSA contribution amount. Even modest increases in the rate of return can influence long-term outcomes. A one percent increase to six percent would lead to over \$1.8 million in 50 years. Time also has an impressive impact. Extending an investment period to 50 years leads to substantial outcomes as the effects of compounding are most profound in the later years. Continue to look forward!

Return on \$102,000 Investment Over Time

	Annual Rate of Return		
	4.5%	5.0%	6.0%
30 Years	\$382,022	\$440,838	\$585,836
40 Years	\$593,269	\$718,079	\$1,049,143
50 Years	\$921,329	\$1,169,675	\$1,878,856

# Tax Season Once Again: In Brief, Recent Notable Changes

## As you file your 2024 income tax returns, here are a handful of recent notable changes to be aware of:

proposed increase to the capital gains inclusion rate<sup>1</sup> has been cancelled. The CRA is providing additional time for taxpayers reporting capital gains to meet tax filing obligations and will grant relief from late-filing penalties and interest until June 2, 2025, for individuals and until May 1, 2025, for trust filers.

**Home Office Expenses** — Form T2200 has been amended to simplify information required by employers for employees claiming expenses when working from home. The update only requires an employer to certify whether the employee worked from home more than 50 percent of the time over a period of at least four consecutive weeks.

**Charitable Donation Extension** — As a result of last year’s postal strike, draft legislation extended the deadline for 2024 charitable donations to February 28, 2025. Individuals can choose to claim eligible donations made up to February 28, 2025, on their 2024 tax return, 2025 return or during the normal five-year carryforward period. Corporations with a taxation year ending after November 14, 2024, and before January 1, 2025, are also eligible for this extension.

**Canada Carbon Rebate (CCR) for Small Business** — While the government stated that this rebate is tax free,<sup>2</sup> no legislation has been passed so the CRA has indicated that it must be included in taxable income.<sup>3</sup> Introduced in the 2024 Federal Budget, this rebate helps eligible Canadian-Controlled Private Corporations (CCPCs) offset the federal fuel charge in certain provinces: AB, MB, NB, NL, NS, ON, PE, SK. CCPCs in other provinces/territories may be eligible if they employ people in designated provinces. Rebates were distributed in December.

1 From one-half to two-thirds on capital gains realized above \$250,000 in a year by individuals, and on all capital gains realized by corporations and most trusts  
2 <https://www.canada.ca/en/departement-finance/programs/tax-policy/enabling-cra-deliver-canada-carbon-rebate-small-businesses.html>  
3 <https://www.canada.ca/en/revenue-agency/services/tax/businesses/topics/corporations/business-tax-credits/canada-carbon-rebate-small-businesses.html>

# A Closer Look At the Canadian Dollar’s Decline

Much has been said about the loonie’s recent slump, after it fell below 69 U.S. cents to start 2025, to levels not seen in 20 years. A mix of factors is at play: diverging monetary policies between the U.S. and Canada, with lower interest rates making the loonie less attractive to foreign investors; ongoing U.S. tariff threats; and a strong U.S. dollar.

Historically, the Canadian dollar (CAD) has moved through cycles (chart, top). From 2005 to 2014, the CAD traded at highs due to strong resource demand, surpassing parity with the U.S. dollar (USD) in 2007 and peaking at US\$1.06 in 2011. However, over the past 50 years, the loonie has averaged around US\$0.80.

A weaker CAD increases the cost of imports and reduces purchasing power, making travel to the U.S. more expensive. This has taken a toll on many snowbirds, who are increasingly selling their U.S. homes. Reports from Florida indicate the number of Canadian sellers has risen in recent years due to higher costs exacerbated by a weak loonie.

For investors, currency swings impact returns on foreign-denominated investments when converted to CAD. A notable example of currency risk occurred between 2000 and 2009—a period with parallels to today. To start the millennium, U.S. equity markets were at record highs amid the dot-com boom, while the CAD traded below 70 U.S. cents. An investor who put CAD into the S&P 500 Index in early 2000 would have experienced losses—not only from the index decline but also from CAD appreciation. Between January 2000 and December 2009, the S&P 500 declined by 24.1 percent, while the CAD appreciated by 38 percent, leading to a loss in CAD of 45 percent.

Historical CAD/USD Exchange Rate, 01/01/1974 to 01/31/2025



Example: Investing C\$1,000 in S&P 500 Index, 2000 to 2009

Date	S&P 500 Index	CAD/USD Exchange Rate	Investment Value (CAD)
Jan. 3, 2000	1,469.25	0.6888	\$1,000.00
Dec. 31, 2009	1,115.10	0.9508	\$549.80
% Change	-24.10%	+38.04%	-45.02%

Sources: <https://ca.investing.com/currencies/usd-cad-historical-data>; S&P data.

As advisors, one of our roles is to assess how currency movements impact investments. Over the long term, currency fluctuations can tend to balance out in well-diversified global portfolios, as gains in one currency can offset losses in another. Financial theory suggests that exchange rates adjust over time to equalize purchasing power across currencies and, in efficient markets, exchange rate fluctuations are typically reflected in asset prices. There are ways to mitigate currency risk directly, such as by using currency-hedged investment funds, which can minimize the impact of currency fluctuations, or Canadian Depository Receipts (CDRs), which allow investors to buy foreign stocks on Canadian exchanges in CAD to reduce exchange rate exposure. Of course, these depend on an investor’s strategy and objectives.

## Spring Cleaning: Discovering Scripophily & Other Forgotten Funds

Those who grew up before the digital age may recall a time when companies issued ornate paper stock certificates. Though it may feel like a distant memory, one of the last known issuances of paper certificates wasn’t too long ago, in 2013, by *The Walt Disney Company*.

If you’re spring cleaning, you might come across old share certificates tucked away in an office or attic. If the company still exists—or if it was acquired or merged—the certificate may still hold value. Even if the company no longer exists, the certificate itself could be valuable. The hobby of collecting old stock certificates, known as “scripophily,” continues to attract collectors, some of whom are willing to pay large sums for their historical significance or aesthetic appeal.

### Other Spring Cleaning Finds: Lost Funds & Forgotten Accounts

Here are other places where you might find forgotten funds:

**Pension Plans** — There has been recent press coverage about the substantial amount of unclaimed pension plans, with Ontario alone having \$3.6 billion in unclaimed funds by nearly 200,000 “missing” plan members.<sup>1</sup> If you’ve changed employers over the years, you may have forgotten about a company pension plan. Contact your former employers and speak to the plan administrator to check.

**Bank Accounts** — At last count, the Bank of Canada holds over \$1.8B in unclaimed balances,<sup>2</sup> including dormant bank accounts,

term deposits and GICs with no activity for 10 years or more. Check for unclaimed funds: <https://www.unclaimedproperties.bankofcanada.ca/>

**Canada Revenue Agency (CRA) Refunds** — The latest report suggests the CRA holds 8.9 million uncashed cheques worth over \$1.4 billion.<sup>3</sup> To check for outstanding payments, log into your CRA “My Account”: [www.canada.ca/en/revenue-agency/services/uncashed-cheque.html](http://www.canada.ca/en/revenue-agency/services/uncashed-cheque.html)

**Canada Savings Bonds** — While these were discontinued in November 2017, most were issued as physical paper certificates. A report from before they were discontinued found there were \$420 million of matured—but non-redeemed—Canada Savings and Premium Bonds, suggesting many have been misplaced. If you’ve found an old certificate, you can take it to any financial institution to redeem it. For lost certificates, see: <https://www.unclaimedproperties.bankofcanada.ca/app/report-lost-bonds>

**Insurance Benefits** — If you believe you are an entitled beneficiary or have unclaimed life insurance benefits, contact the insurance company directly. If you’re unsure of the provider, visit the OmbudService for Life & Health Insurance: <https://olhi.ca/>

**Old Stock Certificates** — If you find an old stock certificate, the Canadian Securities Administrators provides details on how to determine its value: <https://www.securities-administrators.ca/resources/additional-information/how-to-determine-the-value-of-an-old-stock-certificate/>

1 <https://www.niageing.ca/missing-members>  
2 [nationalpost.com/news/canada/how-to-know-if-you-own-any-of-the-1-8b-in-unclaimed-bank-accounts-in-canada](https://nationalpost.com/news/canada/how-to-know-if-you-own-any-of-the-1-8b-in-unclaimed-bank-accounts-in-canada)  
3 [www.canada.ca/en/revenue-agency/news/2022/08/approximately-14-billion-in-uncashed-cheques-is-sitting-in-the-canada-revenue-agencys-coffers.html](https://www.canada.ca/en/revenue-agency/news/2022/08/approximately-14-billion-in-uncashed-cheques-is-sitting-in-the-canada-revenue-agencys-coffers.html)





## In Uncertain Times: A Renewed Focus on Alternatives?

In the current environment of slow growth and heightened geopolitical and economic uncertainty, there has been renewed attention to alternative investments.

### First: A Brief Look At the Renewed Interest in Gold

After a two-year bull market run, the S&P 500 underperformed commodities like gold and silver at the start of 2025, as investors sought a “flight to safety.” A recent report from the World Gold Council suggested that demand for gold remained “insatiable” throughout 2024, hitting new record highs.<sup>1</sup> What is driving this demand? Interestingly, global central banks have been leading the charge. The central banks of Poland, Turkey and India all made notable increases to reserves in 2024.

### A Brief Background on Alternatives

Gold is a commodity and just one category of alternative investments that often attract attention during more uncertain times. Alternatives refer to assets outside of traditional bonds, stocks and cash. These can be classified into two broad categories: i) public market alternatives, such as commodities, real estate investment trusts (REITs) and infrastructure funds; and ii) private market alternatives, such as real estate, infrastructure, private equity, venture capital and private debt. Many successfully managed pension funds allocate a substantial portion of investments to alternatives, such as the Yale Endowment and the Canada Pension Plan Investment Board,<sup>2</sup> highlighting the growing role of alternatives in institutional portfolios.

One of the key reasons to include alternatives in a diversified portfolio is their generally low correlation with traditional asset classes like equities and fixed income. Alternatives can reduce portfolio volatility and help smooth fluctuations typically experienced in equity markets. Additionally, they can provide income from sources beyond traditional dividend and interest

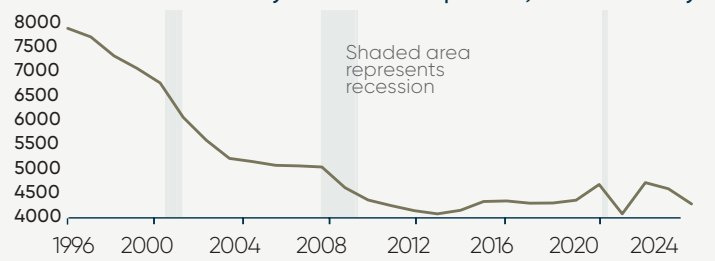
payments, potentially enhancing a portfolio’s risk-adjusted return. However, as with any investment, alternatives come with varying risk and return profiles. Some may be highly illiquid or involve lengthy investment time horizons, while others may lack regulatory oversight, introducing additional risks. Moreover, they can involve higher fees or more complex tax structures.

### The Growth of Private Markets

One of the more interesting developments in the alternative landscape has been the expansion of private markets at the expense of public markets. In 1996, the number of publicly-listed companies in the U.S. peaked at around 8,000. Since then, despite \$20 trillion in U.S. economic growth and a population increase of 70 million people, the number of publicly-traded companies has declined to around 4,000 today (chart below).<sup>3</sup> By one estimate, 87 percent of U.S. firms with revenues exceeding \$100 million are now private.<sup>4</sup>

With many different types of alternative investments, each carrying its own strategies, risk, and reward profiles, their role in a diversified portfolio depends on an investor’s risk tolerance and objectives. If you are considering how alternatives may complement your portfolio, please call the office for a deeper discussion.

**Number of U.S. Publicly-Traded Companies, 1996 to Today**



<sup>1</sup> <https://www.gold.org/>

<sup>2</sup> Both funds have over half of their investments in alternatives: <https://investments.yale.edu/about-the-yio>; <https://www.cppinvestments.com/the-fund/f2024-annual-report/>

<sup>3</sup> <https://www.theatlantic.com/ideas/archive/2023/10/private-equity-publicly-traded-companies/675788/>

<sup>4</sup> <https://www.apolloacademy.com/many-more-private-firms-in-the-us/>

# Tax Time: The Taxation of Investments—A Refresher

With tax season back in full swing, here's a refresher on common types of investment income and how each is taxed. This overview focuses on investments held in non-registered accounts. Keep in mind that the type of account where investments are held can also impact tax obligations. While this article doesn't address investment location, we are here to provide perspectives.

**Interest Income** — Income earned from interest-producing bank accounts and fixed-income investments, such as GICs, government Treasury bills, bonds and fixed-income mutual funds/ETFs is taxed as ordinary income. It is fully taxable at your marginal rate, making it one of the least tax-efficient types of investment income. Generally, interest income is taxable in the year it is earned and must be reported on a tax return, regardless of whether it has been received.

**Dividends From Canadian Corporations** — Canadian dividends are designated as either "eligible" or "non-eligible" and are included in income at a grossed-up rate. However, they qualify for the dividend tax credit, which reduces the taxes you pay. Eligible dividends—typically received from larger publicly-traded Canadian corporations—qualify for an enhanced tax credit. Non-eligible dividends are typically received from Canadian private corporations—small businesses that pay corporate tax at a lesser rate. In general, Canadian dividend income receives preferential tax treatment compared to interest income. That said, since the grossed-up amount is reported on your tax return, it can potentially impact income-tested government benefits, like Old Age Security.

**Dividends From Foreign Corporations** — Dividends from non-Canadian corporations are fully taxable at your marginal rate and do not qualify for a dividend tax credit. Additionally, they may be subject to foreign withholding taxes at source. A foreign tax credit may be available to reduce the taxes payable.

**Capital Gains** — When a capital asset, such as company shares, is sold for more than its adjusted cost base (ACB—generally its cost plus any expenses to acquire it), the profit is considered a capital gain when realized. Since 2000, one-half of a capital gain has been included in computing a taxpayer's income. The proposal to increase the inclusion rate has been deferred until January 1, 2026 (page 2).

**Mutual Funds & ETFs** — There are additional considerations for mutual funds and ETFs. In general, when held in a non-registered account, two situations require you to report information on an annual tax return: i) when a fund makes a distribution, and ii) when you dispose of some or all of your fund holdings.

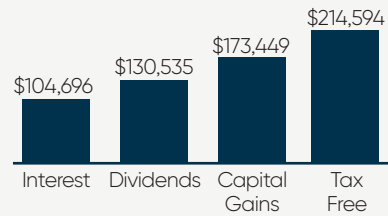
› **Distributions** — A distribution represents the earnings being passed to the investor/unitholder. Distributions are taxed based on type (i.e., dividends, interest, capital gains) and are taxable whether you receive the distribution in cash or reinvest it in additional units. The amount of the reinvested distribution is also added to the ACB of your investment.

› **Return of Capital (ROC)** — A return of capital may be reported as a distribution and represents a return of your original investment. This generally occurs when the amount distributed exceeds the fund's earnings (income, dividends and capital gains). A ROC is not considered income and is non-taxable, but generally reduces the ACB, as long as the ACB is positive.

It's important to keep records of changes to the fund's ACB as a result of reinvested distributions and ROC. When the fund is eventually sold, this must be reported on a tax return and any capital gain/loss resulting from the disposition will be based on the ACB.

**Reminder:** You should have received most investment-related tax slips by the end of February. However, T3 and T5013 slips do not have to be sent before the end of March. Please call if you have questions.

After-Tax Value of Investing \$50,000 Over 25 Years at 6% Annual Return



Tax rates are based on the average of 2024 combined federal, provincial/territorial marginal tax rates for \$250,000 of ordinary income, eligible dividends or capital gains: 50.00%, 34.78% and 25.00%, respectively.







## During Uncertain Times: The Value of Diversification

Volatility made a comeback to start 2025, fueled by the introduction of DeepSeek's AI platform and U.S. President Trump's imposition of tariffs, serving as a reminder of the value of diversification.

At the end of January, China's DeepSeek claimed to have developed top-tier AI for just \$6 million—a fraction of other players' costs without relying on Nvidia's expensive chips. While this figure has since been disputed, it has shaken market assumptions about the dominance of certain U.S. AI players. In March, the U.S. launched a trade war by imposing tariffs on Canada. Both events serve as strong reminders of why diversification remains one of the investors' best allies.

**Sector Dominance & Rotation** — The AI boom has fuelled market optimism in recent years. The capitalization-weighted return of the top five U.S. technology companies relative to the S&P 500 in 2024 alone (chart below) highlights how a handful of names have come to represent a disproportionate share of the benchmark. DeepSeek's announcement may have unsettled markets, but consider that innovation inherently requires disruption—a concept often described in Schumpeter's Creative Destruction theory.<sup>1</sup> Indeed, the progress of humankind is a result of incessant product and process innovation.

### 2024 Capitalization-Weighted Return of Tech Stocks<sup>2</sup> vs. S&P 500



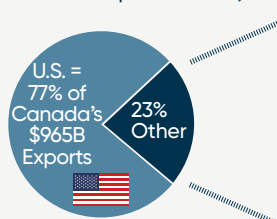
This may encourage constructive sector rotation into non-tech areas, some of which have been overlooked amid the intense

focus on technology, with a greater focus on earnings growth and strong fundamentals as the driver of stock prices. It may also be a reminder that companies, sectors, geographies and even asset classes can fall in and out of favour over time.

**A Changing Geopolitical Landscape** — Trump's tariff stance has underscored Canada's vulnerability to trade disruptions. Canada remains heavily reliant on the U.S. as its primary export market, with 77 percent of the C\$965 billion in exports going to the U.S. (2023). No other country accounts for more than 5 percent of export values (chart below). Just as diversification is essential in portfolio management, it is equally critical in trade. Overreliance on a single partner carries significant risk should conditions change.

With the imposition of tariffs in March, we would be wise to remember that their magnitude and duration—as well as their potential economic impact—can evolve over time

### Canada Export Markets, 2023



### Non-U.S. Export Destinations<sup>3</sup>



## The Continuing Importance of Diversification

A core principle in our approach as advisors has been the importance of diversification. This may be even more important in today's environment, which is heavily tilted toward uncertainty. While we can never predict the future with certainty, a well-diversified portfolio can help to dampen volatility and, perhaps most importantly, prepare us for multiple possible outcomes.

<sup>1</sup> <https://www.nytimes.com/2000/06/10/your-money/IHT-half-a-century-later-economists-creative-destruction-theory-is.html>

<sup>2</sup> Capitalization-weighted return of top tech stocks versus the S&P 500 adapted from BMO Portfolio Advisory Team

<sup>3</sup> <https://www.scotiabank.com/ca/en/about/economics/economics-publications/post.other-publications.canada-and-us-economics.canada-and-us-decks.trade-stats-january-31-2025-.html>

## Estate Planning Wisdom From the Legendary Warren Buffett

*"Father time always wins...before long, he will get around to me."  
– Warren Buffett*

Just months ago, Warren Buffett announced that he was donating 1,600 Berkshire Hathaway shares, valued at more than \$1 billion, to four family foundations. The move was in keeping with his 2006 commitment to donate 99 percent of his wealth to charity. Yet, it wasn't the donation itself that captured attention. Alongside the announcement, Buffett released a memo filled with his signature wisdom, addressing mortality and the importance of getting one's affairs in order.

Here are four estate planning takeaways from Buffett's memo, echoing advice he has championed throughout his life:

**1. Transparency can go a long way.** Buffett encourages parents to share their wills with their grown children while still alive. This approach allows parents to explain their decisions, address potential concerns and answer questions. "You don't want your children asking 'why?'... when you are no longer able to respond." Without these conversations, he has witnessed families driven apart after unexplained directions in a will left beneficiaries confused and angry. In contrast, he has also seen such discussions bring families closer.

**Takeaway:** While it may not always be appropriate to share every detail of a will or financial plan, open conversations, while you are alive, can help preserve family harmony once you are gone.

**2. Estate plans—and beneficiaries' abilities to manage an estate—can change over time.** Buffett reminds us that estate planning is not static. When his first wife passed away 21 years ago, he felt his children were not prepared to manage significant wealth. Yet, over time, he has gained confidence in their ability. At age 94, Buffett now also recognizes that their lifespans—at ages 71, 69, and 66—have materially diminished. He updates his will every couple of years and stresses the importance of simplicity.

**Takeaway:** Revisit your estate plan regularly, as circumstances and priorities can change (such as in Buffett's case, his beneficiaries' ability to manage the estate as they have grown and gained experience).

**3. There are disadvantages to creating dynastic wealth.** Buffett believes an inheritance should empower recipients without diminishing drive and purpose: "Wealthy parents should leave their children enough so they can do anything, but not enough that they can do nothing."

**Takeaway:** An effective estate plan often goes well beyond just transferring wealth. It can help pass along your values, or protect beneficiaries when needed. By thoughtfully planning how assets are distributed—such as through trusts, insurance or other mechanisms—you can create a legacy for future generations while fostering independence and purpose.

**4. Express love while you are alive.** Buffett closes his memo with heartfelt words for his children, expressing pride in their values and approach to life: "They enjoy being comfortable financially, but they are not preoccupied with wealth. Their mother, from whom they learned these values, would be very proud of them. As am I."

**Takeaway:** There is no time like the present to let your loved ones know how much they mean to you.

For the full memo, please see: <https://www.berkshirehathaway.com/news/nov2524.pdf>

Please note that the material above is copyrighted and used with permission from Warren Buffett.





## Spring Training? The Health & Wealth Connection

It likely comes as no surprise, but physical, mental and financial well-being are interconnected. One of the most direct links between health and wealth is the financial impact of maintaining unhealthy habits. In Canada, while we are fortunate that our social system helps cover many healthcare costs, there are still tangible financial effects. For instance, quitting a \$5-per-day smoking habit could save \$1,825 annually, an amount that could grow to around \$150,000 over 30 years with a 6 percent annual return.

Yet, the link between health and wealth extends beyond the cost of poor habits. Numerous studies highlight a strong correlation between physical and financial fitness.<sup>1</sup> To some extent this is because greater wealth provides access to better resources to support health. However, the connection may run even deeper. The principles of accumulating wealth and improving health share common ground: both require consistency and discipline. Whether it's saving and investing to build a nest egg or adopting healthier habits through regular exercise and a balanced diet, consistency can pay dividends down the road. The benefits of both investments can compound over time. Many people falter in their health or financial goals by giving in to immediate temptations and losing sight of their long-term objectives. As one expert notes, "dollar-cost average your energy into healthful activities and the returns might surprise you." The same can be said about investing.

The first 20 or 30 years of our careers are often focused on building wealth, and less time may be dedicated to concentrating on health. The good news is that it's never too late to shift priorities. While starting to save for retirement at age 70 is far from ideal, a focus on health can begin at any age. Consider Richard Morgan, a 93-year-old, four-time rowing champion with the fitness level of a 40-year-old. Feeling "somewhat at loose ends" in retirement, he began training at age 73 after attending his grandson's rowing practice.<sup>2</sup> Similarly, the world's oldest marathoner, who ran a marathon at age 100, took up running at 89 to cope with grief.<sup>3</sup>

Better lifestyle choices are also linked to greater longevity. With the rising prevalence of diseases like obesity, Alzheimer's and early-onset cancer, many studies suggest that basic lifestyle changes including exercise, a healthy diet and adequate sleep may be keys to addressing their disproportionate growth.

Indeed, adopting consistent and disciplined approaches in both health and wealth management can yield profound and far-reaching returns. It's good food for thought in the pursuit of living long and prospering.

### Health, Wealth & Investing—An Expanding Ozempic Effect

The healthcare industry has been in the spotlight as a result of weight-loss drugs that mimic the hormone GLP-1. A recent article in *The Economist* went as far as to suggest: "Few drugs, if any, have promised to have such a revolutionary impact on human health, longevity and happiness."<sup>4</sup>

Indeed, the impact of GLP-1 drugs may extend beyond weight loss, with clinical trials showing they hinder the progression of certain cardiovascular, kidney and liver diseases, potentially even slowing Alzheimer's development and reducing addictive behaviours around alcohol and nicotine.

Goldman Sachs projects the global market for obesity drugs alone will reach \$100 billion by 2030, not including these other applications.<sup>5</sup> Moreover, we may be at a pivotal moment, marking the early stages of a revolutionary period in the development and commercialization of drugs to cure a wide range of afflictions. Driven by advances in biotechnology, AI and information technology, this transformative period may present compelling opportunities for investors.

1 <https://internationalservices.hsbc.com/content/dam/hsbc/hsbcis/docs/reports/asia-wealth/hsbc-life-factor-study.pdf>

2 <https://washingtonpost.com/wellness/2024/01/16/fitness-aging-richard-morgan/>

3 <https://www.cbc.ca/news/world/world-s-oldest-marathon-runner-completes-last-race-1.1379478>

4 <https://www.economist.com/briefing/2024/10/24/glp-1s-like-ozempic-are-among-the-most-important-drug-breakthroughs-ever>

5 <https://goldmansachs.com/intelligence/pages/anti-obesity-drug-market.html>





# The Evolving Trade Tariff Situation: Is a Recession on the Horizon?

When the U.S. unleashed a trade war in January, many observers were quick to warn of the risk of recession. Given current sluggish economic growth—Canada’s GDP growth is projected at just 1.8 percent for 2025—the Bank of Canada estimated that a 25 percent tariff would reduce GDP by 3 to 4 percentage points.

President Trump campaigned extensively on using tariffs as a tool to reduce the U.S. deficit and support tax cuts. During his first term in office in 2018, Trump imposed tariffs on Canadian steel and aluminum, which remained in effect throughout the renegotiation of the USMCA.<sup>1</sup> As such, the imposition of some form of tariffs in March may not have come as a surprise.

Given this backdrop, is a recession imminent? As a reminder, a recession is often defined as two successive quarters of declining GDP. For now, Canada has some economic buffers in its favour: low interest rates, low inflation and a weak Canadian dollar, which may support exports by making them more affordable to international buyers or help offset the impact of potential tariffs on U.S. buyers. The federal government is also aware of the ramifications and, as we saw during the pandemic, may provide fiscal and monetary support to mitigate a prolonged downturn. Additionally, the tariff situation continues to evolve and may be subject to change.

## What Should Investors Do?

Without a doubt, a sweeping tariff would put downward pressure on the economy. Yet, even if tariffs slow economic growth, investors should maintain perspective. Why?

**Markets and economies are not the same.** Seasoned investors remember that markets don’t always reflect the state of the economy. At times, economic downturns and stock market performance can diverge. Market composition plays a role. The S&P/TSX is heavily weighted in financials (33%), energy (17%) and metals and mining (12%).<sup>2</sup> While these sectors are integral to the economy, they have an

outsized influence on the index. Notably, the financial services sector, as one example, is expected to see minimal direct impact from tariffs, though an economic slowdown will still affect areas like loan loss provisions. As advisors, we continue to assess the potential impact on investments.

**Economic cycles are normal.** While recessions have become less frequent in recent decades due to fiscal and monetary stimulus, economies, like financial markets, naturally expand and contract over time. It’s unrealistic to expect perpetual economic expansion; contractions are a natural part of the cycle and are often necessary to correct inefficiencies and spur innovation and growth.

**Equity markets trend upward over the longer term.** Despite financial crises, a pandemic, supply chain disruptions, war—and even recessions—the longer-term market trend has been upward. Between 1970 and 2024, we’ve seen all of these adverse events; yet, the S&P 500 delivered positive returns in 80 percent of one-year periods and 90 percent of 10-year holding periods.<sup>3</sup> The S&P/TSX delivered positive returns in 75 percent of one-year periods and 100 percent of 10-year holding periods.<sup>4</sup>

Moreover, the economy may not always react as expected—especially in extreme scenarios. More recently, we saw this following the pandemic, which many anticipated would push us into a sustained recession. During periods of economic uncertainty, careful analysis and strategic investment selection become even more important. This is where our support as advisors shines through. For a deeper discussion, please call.

Recessions in Canada Over 50 Years

Date	Duration (Months)	Category 1 = Mild 5 = Severe
February 2020	3	5
October 2008	7	4
March 1990	25	4
June 1981	16	4
January 1980	9	1
December 1974	6	2

Source: CD Howe Institute “Business Cycles”

1 USMCA is the United States-Mexico-Canada (free trade) Agreement that took effect on July 1, 2020  
2 At 01/31/25: <https://www.spglobal.com/spdji/en/indices/equity/sp-tsx-composite-index/>  
3 BMO Private Wealth Insights January 31, 2025, <https://privatewealth-insights.bmo.com/en/>  
4 S&P/TSX Composite Index total return 1970 to 2024.

**Ben Smit, B.Com., FCSI®, CIM®**  
Portfolio Manager  
Senior Wealth Advisor  
ben.smit@nbc.ca  
250-717-5527

**Paul Cescon, BBA, CIM®**  
Portfolio Manager  
Wealth Advisor  
paul.cescon@nbc.ca  
250-717-5544

**Easton Trenke, BBA**  
Associate Wealth Advisor  
easton.trenke@nbc.ca  
250-717-5534

**Lise Maurier, CIM®**  
Senior Wealth Associate  
lise.maurier@nbc.ca  
250-717-5518

**Carol Kofer,**  
Senior Wealth Associate  
carol.kofer@nbc.ca  
250-717-5522



**National Bank Financial – Wealth Management**  
1631 Dickson Avenue, Suite 1710, Kelowna, BC V1Y 0B5  
Toll-Free: 1-888-330-6622 › Fax: 250-717-5525

The securities or sectors mentioned in this letter are not suitable for all types of investors and should not be considered as recommendations. Please consult your investment advisor to verify whether this security or sector is suitable for you and to obtain complete information, including the main risk factors. The particulars contained herein were obtained from sources we believe to be reliable, but are not guaranteed by us and may be incomplete. The opinions expressed are based upon our analysis and interpretation of these particulars and are not to be construed as a solicitation or offer to buy or sell the securities mentioned herein. National Bank Financial - Wealth Management (NBFWM) is a division of National Bank Financial Inc. (NBF), as well as a trademark owned by National Bank of Canada (NBC) that is used under license by NBF. NBF is a member of the Canadian Investment Regulatory Organization (CIRO) and the Canadian Investor Protection Fund (CIPF), and is a wholly-owned subsidiary of NBC, a public company listed on the Toronto Stock Exchange (TSX: NA). This newsletter has been prepared under contract for the Investment Advisor noted by J. Hirasawa & Associates, and is published for general information only. Content copyright by the publishers and may not be reproduced without written permission. Statistics, factual data and other information are from sources that we believe to be reliable but we cannot guarantee their accuracy. It is furnished on the basis and understanding that the author and its affiliates are to be under no liability whatsoever in respect thereof.